

2006 SUBARU
OUTBACK



Redefining adventure in three dimensions. | Think. Feel. Drive.

THINK. About innovating. About ruggedness. About control that complements versatility. In engineering vehicles that go beyond the expected, we never stop thinking. To create new driving experiences. To feel as confident off the beaten path as on the interstate. And to be true to what makes a Subaru, a Subaru.



Outback 3.0R L.L.Bean® Edition Wagon shown in Champagne Gold Opal.



The Subaru Outback Nature beckons. Respond with all the capability of Outback. Symmetrical All-Wheel Drive, with its inherent stability, maintains composure over virtually any surface. A heavy-duty raised suspension overcomes obstacles without compromising on-road performance. And powerful, balanced boxer engines get you there faster. No matter your destination, the Outback enables you to embrace it as your own.

2.5i



2.5i | Wagon

175-horsepower engine, heated front seats, power driver's seat, roof rails with crossbars.

2.5i Limited | Wagon

Leather-trimmed upholstery, 6-disc in-dash CD changer, dual-zone climate control, panoramic tilt/sliding moonroof.

2.5 XT

2.5 XT Limited | Wagon

250-horsepower turbocharged engine, panoramic tilt/sliding moonroof, performance-design front seats.



3.0 R



3.0R | Wagon

250-horsepower 6-cylinder engine, dual-zone climate control, premium cloth upholstery.

3.0R L.L.Bean® Edition | Sedan and Wagon

Specially trimmed and embossed two-tone leather, wood and leather-wrapped steering wheel and a tilt/sliding moonroof.

3.0R VDC Limited | Wagon

Vehicle Dynamics Control (VDC) stability system, 7-speaker premium audio system with MP3 capability, dual-zone climate control, panoramic tilt/sliding moonroof.





FEEL.

Experience how three days of dirt

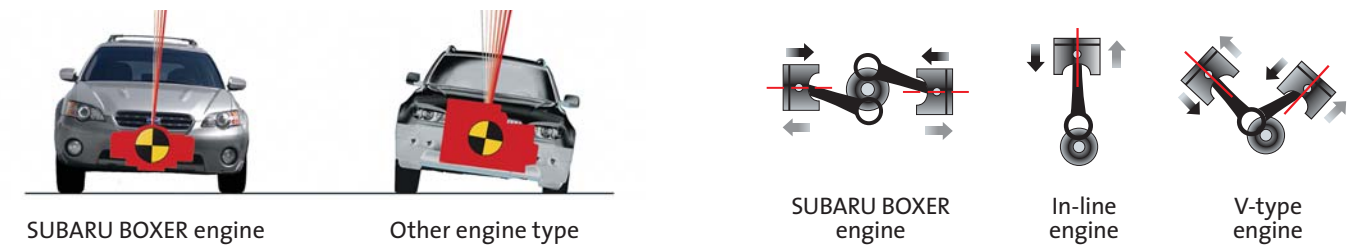
and a 40-pound pack of gear

can lift your spirits.

Subaru Boxer Engine

Press the accelerator to get outstanding power, along with a healthy dose of innovation. At the heart of the Outback is our legendary SUBARU BOXER engine, with pistons laid flat in horizontal opposition. Used in every Subaru, this design lowers the center of gravity, providing more precise handling while increasing durability and reducing vibration. Balance. Stability. Power. It's what makes a Subaru, a Subaru.

Better balance. The SUBARU BOXER engine's lightweight, compact design lets it fit lower in the chassis to provide a lower center of gravity, greatly improving handling and safety. Body roll is reduced during cornering, stability is improved and control maintained. At the same time, the 180-degree boxer layout allows the pistons to move in exact horizontal opposition, effectively negating the vibrations of the opposing pistons. The result is smooth, seamless and efficient power delivery throughout the rev range.



Performance

2.5i The aluminum-alloy 2.5-liter 4-cylinder engine utilizes a new computer-controlled i-Active Valve Lift System that increases horsepower to 175, delivering a broader torque curve and seamless power. And it gets up to 23/28 mpg in city/highway driving.¹

2.5 XT With a hood scoop to aid air intake to the intercooler, the turbo-charger of the 2.5 XT Limited delivers 250 potent horsepower. Peak torque of 250 lb-ft is reached at a low 3,600 rpm, thanks to the Active Valve Control System increasing overall breathability for more power throughout.



3.0R The normally aspirated 3.0-liter 6-cylinder engine delivers 250 horsepower and 219 lb-ft of torque. And sophisticated Active Valve Lift and Active Valve Control Systems ensure seamless, ultra-smooth power output, no matter where you are on the tachometer.

¹ With 5-speed manual transmission.

Subaru has utilized the boxer design for almost 40 years. It remains the only configuration worthy of meeting our standards, and it has progressed through insight gained by decades of experience combined with the integration of the latest technology. A choice of three exceptional powerplants awaits, depending upon whether you value optimal fuel economy, appreciate the velvet-smooth surge of 6-cylinders or simply love the exhilaration of turbocharged acceleration.

Transmissions The 5-speed manual transmission is fully synchronized for precise action. The smooth-shifting 4- and 5-speed automatic units feature SPORTSHIFT® manual control for greater involvement and an adaptive control that provides optimal power for climbing hills.






DRIVE.





Symmetrical All-Wheel Drive

All-wheel drive isn't unique. But Symmetrical All-Wheel Drive is. Its ideal balance ensures stability and poise. And its efficiency at transmitting power ensures greater grip and quick response to slippage. Providing more than just safety on slick roads, it delivers intensified performance on any road. All-wheel drive is not just our heritage, it is our passion.



Outback 2.5i Wagon shown in Brilliant Silver Metallic/Granite Gray Opal with accessory ski/snowboard attachment.

Symmetrical All-Wheel Drive

Subaru offers three advanced full-time all-wheel drive (AWD) systems in the Outback. With their symmetrical layout, power flows directly from the engine to the wheels for more efficient response to any slippage. Should the road surface suddenly change, the AWD system instantly redirects power from the wheels that slip and delivers it to those with greater grip. And unlike 2-wheel-drive vehicles, which may be more prone to understeer or oversteer when turning, AWD helps you maintain better overall control of your Outback. More stability. Enhanced safety. Maximum adhesion.

Continuous AWD In models with the 5-speed manual transmission, power is normally split 50/50 between the front and rear wheels. Should wheel slippage occur, the viscous-center locking differential automatically helps transfer power away from the wheels experiencing slip to the wheels with the most amount of traction.

Active AWD Paired with the available 4-speed automatic transmission, the Active AWD system features an electronically managed continuously variable multiplate transfer clutch. This system monitors parameters such as wheel slippage and vehicle speed, actively seeking to adjust power to the front or rear wheels with the most traction.

VTD AWD The Variable Torque Distribution (VTD) system of the 5-speed automatic normally splits power 45% front and 55% rear to deliver a sporty feel, and electronically apportions torque for maximum grip.



Handling | Chassis



Heavy-duty raised suspension Answer the call of the unpaved road. With up to 8.7 inches of ground clearance, the Outback equips you with the ability to clear obstacles and travel over rocky surfaces. Yet unlike most truck-based SUVs, on-road performance is not compromised, as the car-derived 4-wheel independent suspension, precise rack-and-pinion steering and rigid chassis all work together to deliver a smoother and more responsive ride.

VDC Integrated with VTD AWD, the sensors of the Vehicle Dynamics Control (VDC) stability system continually monitor driving conditions to detect and help correct unintended deviations in the vehicle path.¹

¹ Available and standard only on 3.0R VDC Limited Wagon.





Outback 3.0R VDC Limited Wagon shown in Champagne Gold Opal.

Comfort | Features

Your destination may be rustic, but the method of getting you there needn't be. Inside the Outback, you'll find a world of thoughtful comfort and convenience amenities. Features like an available GPS navigation system with an easy-to-use touch-screen color display to direct your journey, with visual and voice guidance every step of the way. Need the nearest restaurant, gas station, point of interest, or even an alternate route? It's all here in the DVD-based system, along with an integrated multifunction display and trip computer. Because we believe that getting you to your adventure doesn't have to be the adventure.



L.L.Bean® Edition Much like its namesake, the 3.0R L.L.Bean Edition infuses its distinct style into Outback ruggedness. Inside are seats trimmed in embossed two-tone perforated leather and specially embroidered floor mats. Leather and wood grace the MOMO® brand steering wheel. The music flows uninterrupted from the 6-speaker audio system with an in-dash 6-disc CD changer, managed by steering wheel-mounted controls. Both driver and front passenger can be comfortable with the dual-zone climate control that automatically maintains the chosen temperature. And you can enjoy it all with the convenience of a standard 5-speed automatic transmission.

Panoramic moonroof Significantly larger than conventional sunroofs, the available panoramic moonroof lets the sunshine and fresh air in for both the front and rear passengers.

Heated front seats Take the chill off the morning air with standard heated front seats with four adjustments for ideal comfort.



DEST

MENU

MAP

INFO

Audi 6 CD CHANGER P-203UH

ST
FM1 ch6 106.7

AUDIO BAL RPT RDM
1 2 3 4 5 6

67 72

Outback 2.5 XT Limited Wagon shown with optional navigation system.

Versatility


With the versatility of the Outback, you can leave it all behind while taking everything you need. Whether you need to transport a trunkful of ropes, cams and carabiners, a cargo area filled with packs and paddles, or just bring home enough groceries to feed an entire crew, the Outback gives you enough space and flexibility to make it all fit. And bring along a few porters for the journey. Back in the city, give the Outback a quick hose-down, and you're ready for a night out on the town. Versatile? Indeed.

Roof Rails Outback wagons are equipped with roof rails and crossbars capable of holding 100 lbs. of your gear. Outfit roof rails with one of the numerous accessory mounts to bring along bikes, skis, whatever your adventure calls for.

Flexible space The Outback wagon offers up to 33.5 cu. ft. of space with both rear seats in use. Lower one of the 60/40-split seatbacks for more storage, or both to make full use of the up to 66.2 cu. ft. of cargo capacity. You'll also find concealed storage compartments in the side panels and an under-floor storage tray to keep small items secure and organized.




Safety



Active safety Lower center of gravity due to SUBARU BOXER engine • Symmetrical All-Wheel Drive stability • 4-wheel independent suspension • Responsive rack-and-pinion steering • Daytime running lights (DRL) • 4-wheel disc brakes • 4-channel, 4-sensor antilock brakes (ABS) • Electronic Brake-force Distribution (EBD)

The Subaru Driving Experience We never rest in our enduring effort to devise better ways to protect passengers. Features like front seatbelts with pretensioners and force limiters, crumple zones, side-impact beams and a Ring-Shaped Reinforcement Frame aid in minimizing the effects of a collision. And a full array of air bags offers protection for the front and sides. To avoid trouble in the first place, we've engineered the driving characteristics to give you maximum control. Our trademark Symmetrical AWD and lower center of gravity work in concert with the four-wheel independent suspension and rigid chassis for nimbleness and agility. At Subaru, every innovation is designed with your safety in mind.


Passive safety Dual-stage front air bags • Front and rear side-curtain air bags • Front side-impact air bags • Active front-seat head restraints • Front seatbelts with pretensioners and force limiters • Safety brake pedal system • Energy-absorbing collapsible steering column • Ring-Shaped Reinforcement Frame body structure





Outback 2.5i Limited Wagon shown in Atlantic Blue Pearl.

Accessories



Center Armrest Extension Color-keyed to match your interior, it raises up and forward for additional comfort when driving.

Rear Dome/Reading Lamp Independent on/off control sends a focused beam of light to either driver- or passenger-side rear seat passenger.¹

Autodimming Mirror with Compass/HomeLink Mirror darkens when headlights are detected from the rear of the vehicle. Includes electronic compass and three integrated HomeLink® buttons.

Outfit your Subaru to be as unique as your adventures. Backed by a 3-year/36,000-mile limited warranty,² Genuine Subaru Accessories let you take everything—and anything—you need.

Available accessories

- MOMO® Shift Knobs
- Crossbar Set (round)
- Hitch-mounted Bike Attachment
- Roof Cargo Carrier
- Kayak Carrier
- Ski Attachment (6 pair)
- Roof-mounted Bike Attachment
- Roof Cargo Basket
- Rear Spoiler
- Moonroof Air Deflector
- Cargo Nets
- Compartment Separator/Dog Guard
- Autodimming Mirror with Compass
- Subwoofer/Amplifier
- Security System Upgrade Shock Sensor
- Center Armrest Extension
- All-weather Floor Mats
- Trailer Hitch
- Car Covers
- Front End Covers
- Cargo-area Spotlight
- Front Bumper Underguard
- Severe Weather Companion
- Performance Gauge Pack

For a complete list of available accessories, log on to www.subaru.com

Heavy-duty Roof Cargo Basket Shown with fork-mounted bike carrier and front-wheel holder (each sold separately). Accommodates up to 100 pounds of cargo capacity. Includes mounting hardware, cargo net with hooks and custom fairing.



¹ Available only on sedans and wagons equipped with moonroof. December 2005 availability for wagon. See your dealer.

² Accessories backed by 3-year/36,000-mile New Car Limited Warranty when installed at time of vehicle purchase. For complete warranty details, see your Subaru dealer or log on to www.subaru.com

Ownership

Enjoying your Subaru for years to come—that's the promise of our comprehensive warranties and roadside assistance program. It's a fact attested by the nearly 97% of Subaru vehicles sold in the past 10 years that are still on the road today.¹ It's the confidence you feel when you get behind the wheel.

New Car Limited Warranty 3 years or 36,000 miles, whichever comes first.

Wear Item Limited Warranty 3 years or 36,000 miles, whichever comes first.

Powertrain Limited Warranty 5 years or 60,000 miles, whichever comes first.

Rust Perforation Limited Warranty 5 years, unlimited mileage.

The Subaru Roadside Assistance Program covers all 2006 Subaru vehicles during the first 3 years or 36,000 miles, whichever comes first. By calling the toll-free number in the Owner's Information Kit, Subaru owners can take advantage of any of the following benefits:

- 24-hour Roadside Assistance, seven days a week, 365 days a year, throughout the United States.
- Emergency Towing Service to the nearest authorized Subaru dealer.
- Emergency Roadside Assistance for jump starts, gasoline (up to two gallons), flat tire change, emergency lockout service (lost key or key is locked in the vehicle) and emergency fluid replacement.

Subaru Added Security[®] could be the most important option you choose. Protect your investment with a Subaru Added Security extended service contract—the **only** one backed by Subaru of America, Inc. Ask your salesperson for coverage details and assistance in selecting the plan that's best for you, up to 7 years or 100,000 miles.



SUBARU[®]

Stop by subaru.com to begin your Subaru experience. Here, you can find extensive information including specs, photos and reviews. Build your own Subaru, locate dealers and schedule a test drive. After your purchase, join my.subaru.com, where Subaru owners can access their vehicle's service and warranty history, schedule appointments and much more.


subaru.com

Colors

Paint



Atlantic Blue Pearl



Brilliant Silver Metallic



Champagne Gold Opal



Garnet Red Pearl



Obsidian Black Pearl



Satin White Pearl



Brilliant Silver Metallic/
Granite Gray Opal



Willow Green Opal/
Moss Green Metallic

Upholstery



Charcoal Flat Woven Cloth



Taupe Flat Woven Cloth



Charcoal Leather



Dark Taupe / Taupe Leather



Taupe Leather

OUTBACK

Color Combinations	2.5i WAGON		2.5i LIMITED WAGON		2.5 XT LIMITED WAGON		3.0R WAGON		3.0R L.L.BEAN® EDITION SEDAN	3.0R L.L.BEAN® EDITION WAGON	3.0R VDC LIMITED WAGON
	UPHOLSTERY	Charcoal Flat Woven Cloth	Taupe Flat Woven Cloth	Charcoal Leather	Taupe Leather	Charcoal Leather	Taupe Leather	Charcoal Flat Woven Cloth	Taupe Flat Woven Cloth	Dark Taupe/ Taupe Leather	Dark Taupe/ Taupe Leather
Atlantic Blue Pearl		●	-	●	-	●	-	-	●	-	-
Brilliant Silver Metallic		-	-	-	-	-	-	-	●	-	-
Champagne Gold Opal		-	●	-	●	-	●	●	●	●	●
Garnet Red Pearl		-	-	-	-	●	-	-	●	-	●
Obsidian Black Pearl		●	-	●	-	●	-	●	-	●	●
Satin White Pearl		-	●	-	●	-	●	-	●	●	●
Brilliant Silver Metallic/ Granite Gray Opal		●	-	●	-	●	-	●	-	●	●
Willow Green Opal/ Moss Green Metallic		-	●	-	●	-	-	-	-	●	-

● Available - Not available

ENGINE AND DRIVETRAIN	2.5i	2.5i	2.5 XT	3.0R	3.0R L.L.BEAN® EDITION	3.0R VDC
	WAGON	LIMITED WAGON	LIMITED WAGON	WAGON	SEDAN AND WAGON	LIMITED WAGON
Engine	2.5-liter SOHC aluminum-alloy 16-valve horizontally opposed 4-cylinder SUBARU BOXER engine with i-Active Valve Lift System. Platinum-tipped spark plugs.		2.5-liter DOHC intercooled, turbocharged aluminum-alloy 16-valve 4-cylinder horizontally opposed SUBARU BOXER engine with Active Valve Control System. Iridium spark plugs.	3.0-liter DOHC aluminum-alloy 24-valve 6-cylinder horizontally opposed SUBARU BOXER engine with Active Valve Control System and Active Valve Lift System. Iridium spark plugs.		
Power	175 hp @ 6,000 rpm		250 hp @ 6,000 rpm	250 hp @ 6,600 rpm		
Torque	169 lb-ft @ 4,400 rpm		250 lb-ft @ 3,600 rpm	219 lb-ft @ 4,200 rpm		
Compression ratio	10.0:1		8.2:1	10.7:1		
Bore and stroke	99.5 x 79.0 mm		99.5 x 79.0 mm	89.2 x 80.0 mm		
Intake system	Aluminum-alloy intake manifold		Composite-resin intake manifold. Turbocharger with air-to-air intercooler. Maximum boost pressure: 13.5 psi.	Composite-resin intake manifold		
Fuel and ignition system	Sequential multiport fuel injection. Electronic Throttle Control (ETC). Engine management with integrated self-diagnostics and adaptive driving habits capability. Distributorless electronic ignition – 2.5i models. Direct ignition – 2.5 XT and 3.0R models.					
Manual transmission	Standard fully synchronized 5-speed manual		Standard fully synchronized reinforced 5-speed manual with dual-mass flywheel	Not available		
Automatic transmission	Optional 4-speed adaptive electronic direct-control automatic with SPORTSHIFT® manual control		Optional 5-speed adaptive electronic direct-control automatic with SPORTSHIFT manual control	Standard 5-speed adaptive electronic direct-control automatic with SPORTSHIFT manual control		
Emissions	Certified Low Emission Vehicle (LEV2 LEV) ¹		Certified Ultra Low Emission Vehicle (LEV1 ULEV)	Certified Low Emission Vehicle (LEV2 LEV)		

FUEL

Fuel economy (city/highway)	Manual: 23/28 mpg Automatic: 22/28 mpg	Manual: 19/25 mpg Automatic: 19/24 mpg	Manual: N/A Automatic: 19/26 mpg
Fuel requirement	Unleaded gasoline (87 octane)	Premium unleaded gasoline (91 octane) recommended	Premium unleaded gasoline (91 octane) recommended

SYMMETRICAL ALL-WHEEL DRIVE

Continuous All-Wheel Drive	Models equipped with 5-speed manual transmission, utilize a viscous-type locking center differential and limited-slip rear differential with torque distribution normally configured at a 50/50-split front-to-rear. If wheel speed differs between front and rear axles, the system helps distribute power to the wheels with the most traction.
Active All-Wheel Drive	Models equipped with 4-speed automatic transmission utilize an electronically controlled variable transfer clutch and limited-slip rear differential to distribute power to where traction is needed. Sensors monitor parameters such as wheel slippage, throttle position and braking to help determine torque distribution and direct it to the wheels with optimum traction.
Variable Torque Distribution (VTD) All-Wheel Drive	Models equipped with 5-speed automatic transmission utilize an electronically controlled variable transfer clutch in conjunction with a planetary-type center differential, and a viscous-type limited-slip rear differential. Torque distribution is normally configured at a performance-oriented rear-wheel-biased 45/55 split front-to-rear. Sensors monitor parameters such as wheel slippage, throttle position and braking to help determine torque distribution and direct it to the wheels with optimum traction.

STABILITY AND TRACTION

Vehicle Dynamics Control (VDC)	Integrated with VTD All-Wheel Drive, the 3.0R VDC Limited Wagon standard VDC stability control utilizes sensors which constantly monitor wheel speed, steering angle, brake pressure, vehicle yaw rate and lateral g-forces. If VDC detects a difference between the driver's intended path and the one the vehicle is actually taking, VDC applies braking power and/or reduces engine torque to help correct vehicle path.
Traction Control System (TCS)	VDC also incorporates an all-wheel, all-speed traction control system which senses a loss of traction and applies braking force to the slipping wheel or wheels as necessary to maintain vehicle motion

CHASSIS

Steering	Engine-speed-sensing power-assisted rack-and-pinion. Turns lock-to-lock: 3.2. Turning circle: 35.4 ft.
Suspension	4-wheel independent heavy-duty raised suspension. Front: Strut-type with lower L-arm. Antidive geometry. Rear: Multilink with antilift and antisquat geometry. Front and rear stabilizer bars.
Brakes	4-wheel disc, ventilated front. 4-channel, 4-sensor ABS with Electronic Brake-force Distribution (EBD).
Brake discs	Front: 11.5 in./Rear: 10.6 in.

WHEELS AND TIRES

Wheels	17 x 7.0-inch 7-spoke aluminum-alloy. Silver finish.	17 x 7.0-inch 5-spoke aluminum-alloy. Silver finish (Gray finish on 3.0R L.L.Bean Edition).
Tires	225/55 R17 95V M+S all-season	

EXTERIOR DIMENSIONS

	WAGONS						SEDAN
	2.5i	2.5i LIMITED	2.5 XT LIMITED	3.0R	3.0R L.L.BEAN EDITION	3.0R VDC LIMITED	3.0R L.L.BEAN EDITION
Length/Width/Height	188.7 in./69.7 in./63.2 in. (includes roof rails and crossbars)						186.2 in./69.7 in./59.1 in.
Wheelbase	105.1 in.						105.1 in.
Track (front/rear)	58.9 in./58.7 in.						58.9 in./58.7 in.
Base curb weight (manual/automatic)	2,510 lbs./3,365 lbs.	3,375 lbs./3,420 lbs.	3,500 lbs./3,565 lbs.	3,000 lbs.	3,000 lbs./3,600 lbs.	3,000 lbs./3,635 lbs.	3,000 lbs./3,545 lbs.
Coefficient of drag (cd)	0.32						0.31
Ground clearance (at base curb weight)	8.4 in.	8.4 in.	8.7 in.	8.4 in.	8.4 in.	8.4 in.	8.4 in.
Angle of approach/breakover/departure	18.7°/19.7°/22.0°	18.7°/19.7°/22.0°	18.3°/19.7°/22.0°	18.3°/19.7°/22.0°	18.3°/19.7°/22.0°	18.3°/19.7°/22.0°	18.3°/19.7°/20.0°
Towing capacity (Class I)	2,700 lbs.	2,700 lbs.	2,700 lbs.	3,000 lbs.	3,000 lbs.	3,000 lbs.	3,000 lbs.

INTERIOR DIMENSIONS

Headroom (front/rear)	40.5 in./39.1 in. (with moonroof: 38.7 in./37.1 in.)	37.6 in./36.5 in.
Legroom (front/rear)	44.1 in./33.9 in.	44.1 in./33.9 in.
Shoulder room (front/rear)	54.4 in./53.7 in.	54.2 in./53.7 in.
Cabin capacity	97.4 cu. ft.	93.1 cu. ft.
Cargo capacity	33.5 cu. ft./66.2 cu. ft. with rear seat lowered (with moonroof: 32.1 in./61.7 in. with rear seat lowered)	11.4 cu. ft.

	2.5i WAGON	2.5i LIMITED WAGON	2.5 XT LIMITED WAGON	3.0R WAGON	3.0R LL.BEAN® EDITION SEDAN AND WAGON	3.0R VDC LIMITED WAGON
EXTERIOR						
Projector-beam low-beam and multireflector high-beam headlights and fog lights	●	●	●	●	●	●
Aluminum-alloy hood with raised strakes	●	●	-	●	●	●
Aluminum-alloy hood with functional scoop (feeds turbocharger intercooler)	-	-	●	-	-	-
Front bumper with lower air intake and integrated front spoiler	●	●	●	-	-	-
Front bumper with lower air intake, integrated front spoiler and underguard	-	-	-	●	●	●
Black door handles and side mirrors	●	-	-	-	-	-
Body-color door handles and side mirrors	-	●	●	●	●	●
Body-color side mirrors with integrated turn signals	-	-	●	●	●	●
Heated side mirrors and windshield wipers de-icer	●	●	●	●	●	●
Two-speed windshield wipers with variable intermittent mode	●	●	●	●	●	●
Single-speed rear window wiper with fixed intermittent mode and de-icer	●	●	●	●	● ²	●
Lower-body cladding	●	●	●	●	●	●
Splash guards (black or body color, depending on exterior color)	●	●	●	●	● ²	●
Aluminum-alloy tailgate with integrated rear spoiler	●	●	●	●	● ²	●
Black-finish raised roof rails with crossbars (100 lbs. capacity)	●	●	●	●	● ²	●
Power tilt/sliding-glass moonroof (sedan)	-	-	-	-	●	-
Panoramic tilt/sliding dual-panel moonroof (wagon)	-	●	●	-	●	●

SEATING AND TRIM

8-way power driver's seat with manually adjustable lumbar support. 4-way manually adjustable front passenger seat.	●	●	-	●	-	-
8-way power driver's seat and 4-way power front passenger seat, both with manually adjustable lumbar support	-	-	●	-	●	●
4-stage heated front seats	●	●	●	●	●	●
Performance-design front seats	-	-	●	-	-	-
Rear-center armrest (with trunk pass-through on 3.0R L.L.Bean Edition Sedan)	-	-	●	●	●	●
60/40-split flat-folding rear seatback	●	●	●	●	● ²	●
3-spoke steering wheel with manually adjustable tilt column	●	-	-	-	-	-
Leather-wrapped 3-spoke steering wheel with manually adjustable tilt column	-	●	●	●	-	-
Leather-wrapped 3-spoke MOMO® brand steering wheel with automatic transmission SPORTSHIFT® manual control buttons and manually adjustable tilt column	-	-	○ ³	-	-	-
Wood and leather-wrapped 3-spoke MOMO brand steering wheel with manually adjustable tilt column	-	-	-	-	●	●
Leather-wrapped manual transmission shifter handle	-	●	●	-	-	-
Leather-wrapped automatic transmission shifter handle with titanium-metallic inlay ⁴	-	○	○	-	-	-
Leather-wrapped automatic transmission shifter handle with woodgrain-patterned inlay ⁵	-	○	○	●	●	●
Cloth upholstery	●	-	-	●	-	-
Leather-trimmed upholstery	-	●	●	-	-	●
L.L.Bean®-embossed two-tone leather-trimmed upholstery	-	-	-	-	●	-
Titanium metallic trim on doors and console ⁴	●	●	●	●	-	-
Titanium metallic trim with woodgrain-patterned accents on doors and console ⁵	●	●	●	●	●	●
Carpeted floor mats	●	●	●	●	●	●

CONVENIENCE FEATURES

Power front and rear windows with driver's auto-down	●	●	●	●	●	●
Electronically controlled cruise control	●	●	●	●	●	●
Dual cup holders in center console with retractable lid. Retractable dual rear cup holders.	●	●	●	●	●	●
Sun visors with extenders and illuminated vanity mirrors	●	●	●	●	●	●
Overhead console with dual maplights and sunglasses storage	●	-	-	●	-	-
Autodimming rearview mirror with compass	-	-	-	-	●	-
Illuminated glove box	●	●	●	●	●	●
In-dash storage compartment	●	●	● ⁶	●	● ⁶	-
Center console with armrest and enclosed storage compartment	●	●	●	●	●	●
12-volt power outlets in center console storage compartment and wagons' cargo area	●	●	●	●	●	●
Trunk/cargo-area-concealed under-floor storage tray. Concealed storage compartments in wagons' cargo-area side panels. Dual grocery bag hooks.	●	●	●	●	●	●
Retractable/removable cargo-area cover. Removable cargo-area tray. 4 tie-down hooks.	●	●	●	●	● ²	●

● Standard ○ Optional - Not available

AUDIO AND COMMUNICATION SYSTEMS

	2.5i WAGON	2.5i LIMITED WAGON	2.5 XT LIMITED WAGON	3.0R WAGON	3.0R LL.BEAN® EDITION SEDAN AND WAGON	3.0R VDC LIMITED WAGON
120-watt 6-speaker audio system with single-disc in-dash CD player	●	-	-	-	-	-
120-watt 6-speaker audio system with 6-disc in-dash CD changer	-	●	●	●	●	-
160-watt 7-speaker premium audio system with subwoofer and 6-disc in-dash CD changer and MP3 player	-	-	-	-	-	●
Steering wheel-mounted audio controls	-	-	-	-	●	●
Touch-screen GPS navigation system	-	-	○ ⁷	-	○	●

INSTRUMENTATION

Analog speedometer, tachometer, coolant temperature and fuel gauges	●	●	●	●	●	●
Sport-design electroluminescent lighting	-	-	●	-	-	-
Gauge needles full-sweep on start-up	●	●	●	●	●	●
Digital odometer and automatic transmission (when equipped) shift-position indicator	●	●	●	●	●	●
Digital trip computer displaying fuel economy, driving range, digital clock and ambient temperature	●	●	●	●	●	-
Multifunction screen displaying navigation system information, trip computer functions, maintenance intervals, controls for various vehicle settings, calendar, calculator and memo-taking function	-	-	○ ⁷	-	○	●

CLIMATE CONTROL

Manually adjustable CFC-free air conditioning system with rotary controls for temperature, 4-speed fan and airflow direction	●	-	-	-	-	-
Dual-zone automatic digital climate control system with controls for temperature, 6-speed fan, airflow direction, automatic mode and CFC-free air conditioning	-	●	●	●	●	●

SECURITY

Keyless entry system with trunk release (sedan) or cargo-area unlock (wagon) and answer-back electronic chirp	●	●	●	●	●	●
Antitheft security system with engine immobilizer and answer-back electronic chirp	●	●	●	●	●	●

SAFETY

Dual-stage deployment driver and front-passenger front air bags (SRS) ⁸	●	●	●	●	●	●
Subaru advanced frontal air bag system with driver's seat position sensor and front-passenger seat occupant detection sensor (SRS) ⁸	●	●	●	●	●	●
Side-curtain air bags protecting front and rear outboard occupants (SRS) ⁸	●	●	●	●	●	●
Seat-mounted front side-impact air bags (SRS) ⁸	●	●	●	●	●	●
Height-adjustable active front-seat head restraints	●	●	●	●	●	●
Three individual height-adjustable rear head restraints (height-adjustable outboard rear head restraints on sedan)	●	●	●	●	●	●
Height-adjustable 3-point front seatbelts with pretensioners and force limiters. 3-point rear seatbelts at all seating positions.	●	●	●	●	●	●
Rear child-safety door locks	●	●	●	●	●	●
LATCH system: Lower Anchors and Tethers for CHildren	●	●	●	●	●	●
Safety brake pedal system	●	●	●	●	●	●
Energy-absorbing collapsible steering column	●	●	●	●	●	●
Ring-Shaped Reinforcement Frame body structure	●	●	●	●	●	●
Daytime Running Lights (DRL)	●	●	●	●	●	●
Tire Pressure Monitoring System (TPMS)	-	-	-	●	●	●

OPTIONAL EQUIPMENT

Touch-screen GPS navigation system	-	-	○ ⁷	-	○	●
4-speed adaptive electronic direct-control automatic transmission with SPORTSHIFT manual control	○	○	-	-	-	-
5-speed adaptive electronic direct-control automatic transmission with SPORTSHIFT manual control	-	-	○	●	●	●

● Standard ○ Optional - Not available

¹ Some 2006 Outback models with the naturally aspirated 2.5-liter engine distributed for sale in California (and in Maine, Massachusetts, New York and Vermont, which have adopted California Specification Emission Control Systems and Warranties and are registered for use in those states) will be specially equipped to meet the California-certified Partial Zero Emission Vehicle (PZEV) credited Super-Ultra Low Emission Vehicle (SULEV2) requirements. The manufacturer's PZEV emission control system warranty coverage is for 15 years or 150,000 miles, whichever comes first. For complete warranty information, including coverage and exclusions, see your Subaru dealer.

² Not available on sedan.

³ Included with optional automatic transmission.

⁴ With Charcoal Flat Woven cloth, Tweed Flat Woven cloth and Charcoal leather upholsteries. See color combinations chart.

⁵ With Taupe Flat Woven cloth and Taupe leather upholsteries. See color combinations chart.

⁶ Optional navigation system replaces in-dash storage compartment.

⁷ Available only with optional automatic transmission.

⁸ The Supplemental Restraint System (SRS) (air bags) affords the driver and the front and rear outboard passengers additional protection in moderate to severe frontal and side-impact collisions. This system provides supplemental protection only, and seatbelts must be worn in order to avoid injuries to out-of-position occupants upon bag deployment and to provide the best combined protection in a serious accident. Children should always be properly restrained in the rear seat.

Some images shown are for illustration purposes only. Specifications in this brochure are based on the latest product information available at the time of publication. For the most up-to-date product information, log on to www.subaru.com. Some equipment shown in photography in this brochure is optional at extra cost. Specific options may be available only in combination with other options. Specific combinations of equipment or features may vary from time to time and by geographic area. Certain accessories and equipment may not be available at the time of publication. Subaru of America, Inc., reserves the right to change or discontinue at any time, without notice, prices, colors, materials, equipment, accessories, specifications, models and packages without incurring any obligation to make the same or similar changes on vehicles previously sold. Colors shown may vary due to reproduction and printing processes. This brochure was prepared by Subaru of America, Inc. A warranty from Subaru of America, Inc., is available only on cars sold to the first retail purchaser through an authorized Subaru dealer in the continental U.S. or Alaska. Subaru, SUBARU BOXER, Outback, LL.BEAN and MOMO are registered trademarks. SPORTSHIFT is a registered trademark of Prodrive Ltd. HomeLink is a registered trademark of Prince Corporation, a wholly owned subsidiary of Johnson Controls. For more information, contact your Subaru dealer or log on to www.subaru.com.