

2003 Honda


ACCORD COUPE



**BENEATH THE POLISH IT HAS
THE SOUL OF A RACER**



Performance is part of Honda's DNA. It's who we are. And we have a big wall of Formula One and CART trophies to prove it. The all-new Accord Coupe is the latest beneficiary of that accumulated wisdom. It has the racy looks, power and handling response you'd expect from a car with close family members in the racing world. Luckily, performance fans don't need an all-access pass to take a new Accord Coupe home.



The new Accord Coupe has a **purity of design** often associated with purpose-built craft like jet fighters or space shuttles. As such, it's perfect for its habitat—the world of asphalt. The 3.0-liter V-6 engine for '03 now produces an impressive **240 hp**, while Accord's new 2.4-liter 4-cylinder yields 160 hp. There's an entirely new 5-speed automatic transmission, and the EX V-6 is now available with a **close-ratio 6-speed manual** gearbox.¹ And the Accord takes as well to the test track as it does the roads. For 16 of the past 20 years, it's been named by *Car and Driver* to their **"10 Best Cars"** list.



Accord EX V-6 6-speed Coupe¹ shown in Satin Silver Metallic.

Accord LX Coupe

- 160-hp, 2.4-liter, i-VTEC® 4-cylinder engine
- 4-wheel double wishbone suspension
- 5-speed manual transmission
- Available 5-speed automatic
- AM/FM/CD audio system with 6 speakers
- Air conditioning with air-filtration system

Accord EX Coupe

Adds to or replaces LX features:

- Power moonroof with tilt feature
- AM/FM/6-disc in-dash CD changer audio system
- 16-inch alloy wheels
- Available leather-trimmed interior

Accord LX V-6 Coupe

- 240-hp, 3.0-liter VTEC® V-6 engine
- 5-speed automatic transmission
- Front side airbags
- Traction Control System (TCS)
- Driver's seat with 8-way power adjustment
- Remote entry system

Accord EX V-6 Coupe

Adds to or replaces LX V-6 features:

- Leather-trimmed interior w/heated front seats
- Power moonroof with tilt feature
- Dual-zone automatic climate control
- 16-inch alloy wheels
- Side curtain airbags

Accord EX V-6 6-Speed Coupe¹

Adds to or replaces EX V-6 features:

- Close-ratio 6-speed manual transmission
- Perforated leather-trimmed interior
- 17-inch alloy wheels
- Front shock tower brace
- Sport-tuned suspension



Accord EX V-6 Coupe shown in San Marino Red.



Style with a purpose.

Finely honed and carefully sculpted, Accord Coupe is as lean as science and technology will allow. With its low *0.29* coefficient of drag, it slips through the airstream for better fuel efficiency² and reduced wind noise.




Accord EX Coupe shown in San Marino Red.

BE CAREFUL WHERE YOU POINT IT




Accord EX V-6 6-speed Coupe shown in Satin Silver Metallic.




Balanced power. Accord's 160-hp, 2.4-liter 4-cylinder engine features a **balance shaft system**. This clever innovation cancels out roughness and enhances smooth revving, especially at higher engine speeds. To help ensure long-term durability, Accord engines all come with a **forged-steel crankshaft**.

PERFORMANCE IS ABOUT MORE THAN JUST SPEED. In over four decades of racing, we've learned there's more to winning than simply going fast. We've found that handling, dependability and even driver comfort are important as well. And Honda cars are direct beneficiaries of that **racing heritage**. Accord Coupe's 2.4-liter and 3.0-liter engines, for instance, offer more than just high power output for inspiring acceleration. They also provide enviable **durability and reliability**. Add the outstanding efficiency born of our innovative engineering, and you'll be doing a victory lap on every drive.



Breathe deeply. To enable the 4-cylinder and V-6 engines to inhale more air and fuel, every Accord powerplant comes equipped with **4-valve-per-cylinder heads**. When combined with tuned induction systems and VTEC, the 4-valve arrangement helps produce greater low-speed torque for quick response, as well as improved high-end horsepower for exhilarating acceleration through the gears.



Choose all six. Some people think that the only reason we offer the available **6-speed manual gearbox**¹ to EX V-6 drivers is to give enthusiasts an excuse to use the slick shifter. That's only partially correct. The other reason is to provide a broader range of gear ratios to keep the revs in the middle of the powerband. But if you shift just for fun, we understand.

Vary lift, boost power. Engineered to enhance low-end torque and high-end power, **variable valve timing and lift electronic control (VTEC)** can be found in both Accord Coupe engines. The 2.4-liter i-VTEC engine is further refined with a variable timing control (VTC) system for even greater precision.

Know your enemy. Weight is the enemy of performance. So every Accord Coupe uses **all-aluminum engine blocks, cylinder heads and pistons**. And complementing the Accord's responsiveness is the exceptional durability underscored by its remarkably long tune-up intervals—105,000 miles for the V-6, and 110,000 miles for the 4-cylinder.*

* Does not apply to fluid and filter changes. See owner's manual for details.

It's got the gear. The Accord Coupe 4-cylinder models feature a quick-shifting 5-speed manual transmission. Available is a silky-smooth **5-speed automatic transmission** that comes standard on V-6 models. This electronically controlled gear-box provides excellent acceleration as well as enhanced fuel economy,² thanks in large part to its myriad of gear ratios.



Accord EX Coupe shown in Sapphire Blue Pearl.

SPEED-READING THE PAVEMENT. The Accord Coupe's racing-inspired suspension feels like it's already read every road atlas. With its **4-wheel double wishbone** design, progressive-valve shocks and stabilizer bars front and rear, the suspension isn't just precise, agile and surefooted, it's also comfortable for long-distance touring. Even an ocean-to-ocean trip will be pleasurable, thanks to

the isolated subframe to block out noise and the new engine mounting system to reduce vibration. The 6-speed manual model¹ has a standard front shock tower bar for greater precision. Rounding out handling stability and safety, Accord Coupe features an **anti-lock braking system** (ABS) on every model. While EX and V-6 models have an Electronic Brake Distribution system.



Accord EX V-6 Coupe interior shown in Black Leather with available Honda Satellite-Linked Navigation System.^{TM3}



YOU'RE FREE TO BE CONTROLLING. The Accord Coupe's cockpit is a control center, the nexus of every input and output necessary to keep the driver in complete charge. You'll find the intimacy of a sports car coupled with ample leg- and headroom and **plenty of space** for the things you need for everyday living. Like the remote entry keyfob that's integrated right into the ignition key itself. This system remotely unlocks the doors and can lower the

windows even before you reach the vehicle. This sense of control extends to every feature the driver touches. It's in the **ergonomic contours** of the steering wheel, the short reach to the shifter and the clearly visible and easy-to-read instruments. Other standards include power windows, mirrors and door locks, and a steering wheel that tilts and telescopes so it's exactly where you want it. You could call it custom-fitted. We say driver-focused.



IT STARTS PERFORMING
BEFORE YOU EVEN TURN THE KEY

GRAB A SEAT. The Accord Coupe's interior is part of the performance package. The seats are deeply bolstered so you stay put during spirited driving, and the wheel is thick and padded. Care for luxury with your performance? The standard leather upholstery on EX V-6 models (available on EX) keeps you smiling while you pick off corners.

Accord EX V-6 6-speed Coupe¹ interior shown in Black Leather with available Honda Satellite-Linked Navigation System.³



IT'S A TOTAL EXPERIENCE. The Accord Coupe driver doesn't have to live on performance and handling alone. The **dual-zone climate control** on the EX with leather option and EX V-6 models will keep the driver and front passenger comfortable, even if they have different ideas about the ideal temperature. Progressive self-illuminating gauges activate when you open the door, brighten when you insert the ignition key and come to full illumination when you turn the key. There's also the standard AM/FM audio system with **CD player** and 6 speakers that everyone can appreciate, no matter where they're sitting. New cone material improves speaker sound and durability. And a 6-disc in-dash CD changer on all EX and V-6 models will keep you humming for hours on end.

Versatile console. The standard center console has a coin holder and a place for your cell phone† plus a **12V outlet** to help keep the phone charged. There's also ample storage with slots that can store 12 CDs, and a **sliding armrest** for comfort.

†Drive responsibly. State laws prohibit distracted driving.





TRAVEL BY SATELLITE. The intelligent new DVD-based Honda Satellite-Linked Navigation System³ (available in most EX models) is a technological marvel. It can map routes in just a few seconds, offers clear visual displays and has loads of data in its 8.0-gigabyte **DVD database**. It can guide you to just about anywhere in the continental U.S.* Plus, the system contains over **7,000,000 points of interest** such as airports, service stations, restaurants by cuisine and ATMs.



Step-by-step directions. By using the touch screen to input your destination, the system will direct you with a moving map display as well as clear **voice prompts**. The system's enhanced graphics can provide a simulated three-dimensional view of highway ramps for greater clarity. You can choose to travel the quickest route, or one that avoids highways. If you have to detour due to construction or traffic, the system can quickly plot a new route.

*Only major streets, roads and highways are mapped outside metropolitan areas. See the navigation system owner's manual for the current detailed coverage areas.

The master's voice. The available DVD-based Honda Satellite-Linked Navigation System³ is equipped with **Touch-by-Voice** control. Issue any one of 180 verbal commands and it obeys. Your spoken word can even adjust audio and climate-control settings. Other system features include a trip computer, a calculator and a **calendar** so you won't miss a thing.



ITS STRENGTH AND SMARTS MATCH ITS GOOD LOOKS



Crash test conducted by Honda.

WE'RE RIGID ON SAFETY. When trouble is unavoidable, a critical means of defense is a sturdy body structure. To help ensure proper impact protection, Accord Coupe's body is designed using the very latest in finite element modeling and stress analysis software. These systems allow us to create a body with exceptional bending and **torsional rigidity**. They also yielded a passenger compartment that can withstand greater impact forces while helping to protect the occupants. And to make it as strong as possible, significant portions of the chassis are constructed of extremely tough **high-tensile steel**.

The lab results are in. After computers crunch all the numbers, Honda engineers perform some real-world crunching of sheet metal. This serves to validate the effectiveness of the Accord Coupe's safety engineering. One resounding success of this testing program is the design of the **front and rear crush zones**, which help to absorb impact energy in a controlled manner.

Brakes appreciate good ventilation. The Accord Coupe's very powerful braking system offers impressive stopping ability. Thanks to the internally **ventilated front rotors**, the brakes remain highly resistant to fade. This system is enhanced with a standard anti-lock braking system (ABS) to help retain steering control during hard braking. And the EX and V-6 models feature an Electronic Brake Distribution system for braking stability.





Front airbags (SRS). These **dual-stage, dual-threshold front airbags**^{*} have been designed to deploy in a moderate-to-severe front impact at one of two rates and thresholds based on impact severity and seat-belt use.

^{*}Honda reminds you and your passengers to always buckle up.

Front side airbags. For added protection in a moderate-to-severe lateral impact, a side airbag system is standard on EX and all V-6 models and available on LX models. They team up with the **side-impact door beams**.

Side curtain airbags. Standard on the EX V-6 Coupe models is a side curtain airbag system. In a sufficient lateral impact, they will deploy from above to help provide **additional protection** for window-adjacent occupants.

Sturdy pillars. For enhanced protection in a rollover, the Accord Coupe is designed with sturdy A-, B- and C-pillars. They provide **good all-around visibility**, and yet are strong to help maintain the cabin's occupant space.



For decades, Honda has been a leader and an **innovator** in developing environmentally conscious technology. From the pioneering stratified-charge CVCC engines of the 1970s to our current designs, concern for the Earth has always been a top priority. So it's no surprise that for 2003, every Honda meets or surpasses the federal **LEV** (Low-Emission Vehicle) rules. And that even goes for the truly **inspiring** 240-hp Honda S2000 roadster. Select Accord models meet the tough SULEV (Super-Ultra-Low-Emission Vehicle) standard.⁴ But we don't stop there. Honda is the only automaker who currently has two gas-electric hybrid vehicles on the market in the U.S.

Accord EX V-6 Coupe shown in Graphite Pearl.

Specifications

Engineering	LX	EX	LX V-6	EX V-6	EX V-6 6-Speed ¹
Engine Type: Aluminum Alloy	In-Line 4-Cylinder	In-Line 4-Cylinder	V-6	V-6	V-6
Displacement (cc)	2354	2354	2997	2997	2997
Horsepower @ rpm (SAE net)	160 @ 5500	160 @ 5500	240 @ 6250	240 @ 6250	240 @ 6250
Torque (lb.-ft. @ rpm)	161 @ 4500	161 @ 4500	212 @ 5000	212 @ 5000	212 @ 5000
Compression Ratio	9.7:1	9.7:1	10.0:1	10.0:1	10.0:1
Valve Train	16-Valve DOHC i-VTEC®	16-Valve DOHC i-VTEC	24-Valve SOHC VTEC®	24-Valve SOHC VTEC	24-Valve SOHC VTEC
High-Performance Intake Manifold			•	•	•
Multi-Point Fuel Injection	•	•	•	•	•
Front-Wheel Drive	•	•	•	•	•
Emissions Rating (CARB/Federal)	LEV-II LEV/Tier 2, Bin 5	LEV-II LEV/Tier 2, Bin 5	LEV-II ULEV ⁵ /Tier 2, Bin 5	LEV-II ULEV ⁵ /Tier 2, Bin 5	LEV-II ULEV ⁵ /Tier 2, Bin 5
Direct Ignition System with Immobilizer	•	•	•	•	•
Tune-Up Interval*	110,000-Mile	110,000-Mile	105,000-Mile	105,000-Mile	105,000-Mile
Transmission					
5-Speed Manual Transmission	•	•			
5-Speed Automatic Transmission (available)	•	•			
5-Speed Automatic Transmission with Electronic Throttle Control (standard)			•	•	
Close-Ratio 6-Speed Manual Transmission					•
Final Drive Ratio (MT/AT)	4.39/4.44	4.39/4.44	NA/4.43	NA/4.43	3.29/NA
Body/Suspension/Chassis					
Unit-Body Construction	•	•	•	•	•
Double Wishbone Front Suspension	•	•	•	•	•
Five-Link Double Wishbone Rear Suspension	•	•	•	•	•
Stabilizer Bar (mm, front/rear)	25.4/14.0	25.4/14.0	25.4/14.0	25.4/14.0	25.4/14.0
Front Shock Tower Bar					•
Variable-Assist Power Rack-and-Pinion Steering	•	•	•	•	•
Steering Wheel Turns, Lock-to-Lock	2.98	2.98	2.93	2.93	2.75
Turning Diameter, Curb-to-Curb (ft.)	35.4	35.4	35.4	35.4	38.1
Power-Assisted Ventilated Front Disc/Rear Drum Brakes	•				
Power-Assisted Ventilated Front Disc/Solid Rear Disc Brakes		•	•	•	•
Anti-Lock Braking System (ABS)	•	•	•	•	•
Electronic Brake Distribution System (EBD)		•	•	•	•
Traction Control System (TCS)			•	•	•
Wheels	15" with Full Covers	16" Alloy	16" with Full Covers	16" Alloy	17" Alloy
All-Season Tires	P205/65 R15	P205/60 R16	P205/60 R16	P205/60 R16	P215/50 R17
Interior Measurements					
Headroom (in., front/rear)	39.8/36.1	37.5/36.1	39.8/36.1	37.5/36.1	37.5/36.1
Legroom (in., front/rear)	43.1/31.9	43.1/31.9	43.1/31.9	43.1/31.9	43.1/31.9
Shoulder Room (in., front/rear)	56.1/55.4	56.1/55.4	56.1/55.4	56.1/55.4	56.1/55.4
Hiproom (in., front/rear)	54.2/46.1	54.2/46.1	54.2/46.1	54.2/46.1	54.2/46.1
Cargo Volume (cu. ft.)	12.8	12.8	12.8	12.8	12.8
Passenger Volume (cu. ft.)	91.1	88.0	91.1	88.0	88.0
Exterior Measurements					
Wheelbase (in.)	105.1	105.1	105.1	105.1	105.1
Length (in.)	187.6	187.6	187.6	187.6	187.6
Height (in.)	55.7	55.7	55.7	55.7	55.7
Width (in.)	71.3	71.3	71.3	71.3	71.3
Track (in., front/rear)	61.1/61.2	61.1/61.2	61.1/61.2	61.1/61.2	61.1/61.2
Curb Weight (lbs., MT/AT)	2994/3060	3047/3104	NA/3250	NA/3294	3265/NA
EPA Mileage Estimates ² /Fuel Capacity					
5-Speed Manual (City/Highway)	26/34	26/34			TBD (6-Speed)
5-Speed Automatic (City/Highway)	24/33	24/33	21/30	21/30	
Fuel (gal.)	17.1	17.1	17.1	17.1	17.1
Required Fuel	Regular Unleaded	Regular Unleaded	Regular Unleaded	Regular Unleaded	Regular Unleaded
Exterior Features					
Power Moonroof with Tilt Feature		•		•	•
Alloy Wheels	Accessory	16"	Accessory	16"	17"
Security System	Accessory	•	•	•	•
Remote Entry System with Power Window Control		•	•	•	•
Multi-Reflector Halogen Headlights with Auto-Off	•	•	•	•	•
Body-Colored Door Handles	•	•	•	•	•
Body-Colored Dual Power Mirrors	•	•	•	•	•
Body-Colored Impact-Absorbing Bumpers	•	•	•	•	•


Features

Comfort & Convenience	LX	EX	LX V-6	EX V-6	EX V-6 6-Speed ¹
Air Conditioning with Air-Filtration System	•	•	•		
Dual-Zone Automatic Climate Control System		(with Leather)		•	•
Honda Satellite-Linked Navigation System™ with Voice Activation ³		Available (with Leather)		Available	Available
Power Windows with Auto-Up/Down Driver's Window	•	•	•	•	•
Illuminated Power Window Switches		•		•	•
Power Door Locks	•	•	•	•	•
Cruise Control	•	•	•	•	•
Leather-Wrapped Steering Wheel		(with Leather)		•	Perforated
Aluminum Shift Knob					•
Steering Wheel-Mounted Audio Controls		•	•	•	•
Tilt and Telescopic Steering Column	•	•	•	•	•
HomeLink® Remote System ⁶				•	•
Premium Interior Accents		•		•	Exclusive
Center Console with Sliding Armrest and Storage Compartments	•	•	•	•	•
Front Audio Storage (12 CD-case capacity)	•	•	•	•	•
Beverage Holders, Front and Rear (6 total)	•	•	•	•	•
Dual Illuminated Vanity Mirrors	•	•	•	•	•
Interior Ambient Console Lighting		•		•	•
Map Lights	•	•	•	•	•
Sunglasses Holder	•	•	•	•	•
Coin Box	•	•	•	•	•
Variable Intermittent Windshield Wipers		•		•	•
Lockable Glove Compartment with Light	•	•	•	•	•
Remote Trunk Release with Lock	•	•	•	•	•
Electronic Remote Trunk Release	•	•	•	•	•
Rear Window Defroster with Timer	•	•	•	•	•
Cargo Area Light	•	•	•	•	•
Floor Mats	•	•	•	•	•
Side Door Pockets with Integrated Beverage Holder	•	•	•	•	•
Seating					
Leather-Trimmed Seats and Door Panel Inserts		Available		•	Perforated
Heated Front Seats		(with Leather)		•	•
Driver's Seat with 8-Way Power Adjustment		(with Leather)	•	•	•
Driver's Seat Adjustable Lumbar Support		•		•	•
Driver's Seat with Power Height Adjustment	Manual	•			
Passenger-Side Walk-In Feature		•	•	•	•
60/40 Split Fold-Down Rear Seatback with Lock	•	•	•	•	•
Audio System					
120-Watt AM/FM/CD Audio System	with 6 Speakers				
120-Watt AM/FM/6-Disc In-Dash CD Changer Audio System		with 6 Speakers	with 6 Speakers	with 6 Speakers	
180-Watt AM/FM/6-Disc In-Dash CD Changer Premium Audio System					with 6 Speakers
Instrumentation					
Progressive Self-Illuminating Gauges	•	•	•	•	•
Tachometer	•	•	•	•	•
Digital Odometer and Digital Trip Meters (2)	•	•	•	•	•
Fuel and Coolant Temperature Gauges	•	•	•	•	•
Door- /Trunk-Open Indicator Light		•	•	•	•
Low-Oil-Pressure and Low-Brake-Fluid Indicator Lights	•	•	•	•	•
Maintenance Interval Indicator	•	•	•	•	•
Exterior Temperature Indicator		(with Leather)		•	•
Safety					
3-Point Seat Belts at all Seating Positions	•	•	•	•	•
Front 3-Point Seat Belts with Automatic Tensioning System		•	•	•	•
Dual-Stage Front Airbags (SRS)	•	•	•	•	•
Front Side Airbags with Passenger-Side Occupant Position Detection System (OPDS)	Available	•	•	•	•
Side Curtain Airbags				•	•
Side-Impact Door Beams	•	•	•	•	•
Lower Anchors and Tethers for Children (LATCH)	•	•	•	•	•
Rear-Center Child-Seat Tether Anchor		•	•	•	•
Emergency Trunk Opener	•	•	•	•	•

¹Available February 2003. ²Based on 2003 EPA mileage estimates. Use for comparison purposes only. Actual mileage may vary. EX V-6 6-speed EPA mileage estimates were not available at the time of printing. ³Available January 2003. ⁴SULEV-rated vehicles include zero evaporative emissions and are CARB-certified as partial Zero-Emission Vehicles. Available on select LX and EX 4-cylinder Sedan models with AT in CA only. ⁵ULEV-rated on V-6 models available in CA, MA, ME, NY and VT. ⁶HomeLink® is a registered trademark of Prince Corporation, a wholly owned subsidiary of Johnson Controls.™ **3-Year/36,000-Mile Limited Warranty:** Ordinary maintenance or adjustments, parts subject to normal wear and replacement, and certain items are excluded. See your Honda dealer for the terms and conditions of this limited warranty. **Always use seat belts and appropriate child seats. Children are safest in the rear seat.** Specifications, features, illustrations and equipment shown in this brochure are based upon the latest available information at the time of printing. Although descriptions are believed correct, accuracy cannot be guaranteed. American Honda Motor Co., Inc., reserves the right to make changes at any time, without notice or obligation, in colors, specifications, accessories, materials and models. Some features mentioned herein are not available in all areas. See your Honda dealer for details. California version differs slightly due to emission standards. Some vehicles may be shown with optional equipment. Available=Optional. NA=Not applicable. Honda, the H-mark symbol, Honda Care, Honda Satellite-Linked Navigation System, i-VTEC and VTEC are trademarks of Honda Motor Co., Ltd. ©2002 American Honda Motor Co., Inc.



Accord LX V-6 Coupe shown in Nighthawk Black Pearl.



Make it yours alone. Quality Honda accessories give you the opportunity to fine-tune your new Accord just how you like it. Whether you want to turn up the style, the versatility or the exclusivity, every accessory is designed and built to adhere to the strictest Honda standards.

Available accessories:

- 17" Alloy Wheels (EX V-6 6-speed)
- 16" Chrome Alloy Wheels
- Aero Kit
- Rear Wing Spoiler
- Fog Lights
- Hands-Free Cellular Telephone System
- MP3 Player
- 8-Disc CD Changer
- Interior Trim Kits
- Steering-Wheel Trim Kits
- Day/Night Mirror with Compass

HONDA

Financial Services

Whether you buy or lease a Honda, **Honda Financial Services** can assist you with the process. Ask your dealer which lease or purchase plan best suits your needs.

HONDA
Care

Honda Care™ is a comprehensive and affordable vehicle and travel protection plan that is backed by Honda reliability, service and parts. See your dealer for details.



Accord Sedan



Civic Sedan



Civic Hybrid



S2000



Civic Coupe



Civic Si



Insight



Element (Winter 2002, prototype shown.)



CR-V



Pilot



Odyssey