

2001
Honda
Prelude



Its low, wide stance hints at its true nature. The way the headlights stare back at you, cool, unblinking. The taut, windswept body completes the impression. You don't sculpt metal like this to shuttle groceries. This is a car whose sole purpose is to create memories. Of the curves you'll conquer. Of life lived at the redline. Of shared adventures between you, the Prelude and the road. Honda's vast racing experience helped craft this car to uncannily connect with its driver. To deliver sizzling performance in an absolutely refined way. Let the Prelude work its magic for you.



All the good stuff, served piping hot.



The Prelude.

Prelude Type SH shown in Satin Silver Metallic.

Available in two **spicy** flavors.




PRELUDE: 200-hp, 2.2 liter, DOHC VTEC™ 4-cylinder engine. Five-speed manual or optional Sequential SportShift™ automatic transmission that can be shifted like a manual (195-hp engine with automatic). Four-wheel double wishbone suspension, front and rear stabilizer bars, an anti-lock braking system (ABS), alloy wheels and P205/50 R16 tires. Power moonroof and a 120-watt AM/FM stereo CD player with Acoustic Feedback Sound System and 6 speakers.

PRELUDE TYPE SH: 200-hp, 2.2 liter, DOHC VTEC 4-cylinder engine. Five-speed manual transmission only. Active Torque Transfer System (ATTST™) for super handling, a stylish rear spoiler, leather-wrapped shift knob and 16" alloy wheels – features exclusive to the Type SH. Plus all the other great high-performance technology and comfort and convenience features found on the Prelude.



A rare moment—the Prelude at rest.



Prelude Type SH shown in Nighthawk Black Pearl.

How interesting that the Prelude's enticing, chiseled good looks are a major factor in creating its **handling prowess**. You see, it begins with its ultra-stiff and strong body. From valuable experience gained through racing, Honda engineers know that the stiffer the platform, the more stable will be the performance of the components attached to it, e.g., the suspension, steering and brakes. A very refined 4-wheel double wishbone suspension lets the Prelude set a blistering pace through the curves, yet still provides a smooth ride, even over rough roads. Upper and lower

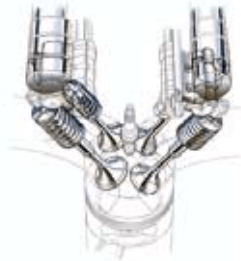


links position and hold the wheels and tires for minimal camber changes as the suspension moves. In plain English, this holds more **rubber on the road**. Honda Progressive Valve (HPV) shock absorbers, front and rear stabilizer bars and P205/50 R16 tires mounted on alloy wheels further assist the cause. The variable-assist power rack-and-pinion steering system seems to read your mind, and strong 4-wheel disc brakes haul you down quickly. Finally, an excellent anti-lock braking system (ABS) helps you retain steering control of the vehicle while braking hard, especially on slippery surfaces.




A 200-hp, 2.2 liter, 16-valve, DOHC VTEC 4-cylinder engine gives the Prelude its high-revving power. Dual overhead camshafts allow the valves to be more optimally placed, resulting in increased power.

Prelude's 4 valves per cylinder assure the cylinder deep breaths of air and fuel. The more you pack in, the more power you get out. They also quickly and more thoroughly purge the cylinder of spent exhaust gasses.



Honda's patented VTEC variable valve-timing system smoothly switches between low- and high-lift camshaft profiles that better match air/fuel flow with engine demands from low to high rpm.



A Type SH exclusive, the Active Torque Transfer System (ATTSTM) transfers more power to the outside front wheel while cornering. This helps reduce any understeer for superb handling.



Prelude Type SH shown in Satin Silver Metallic.

Cool, muscular, refined and confident outside. Fiercely competitive with the heart and soul of a racer inside. Its high-revving ways learned from its big brothers in F1 and CART racing, who have this thing about collecting checkered flags.





Prelude Type SH interior shown.



Prelude's race-bred **4-wheel double wishbone suspension** positions the wheels and tires for optimum control and excellent handling, yet also provides a very smooth and comfortable ride.

Producing 200 horsepower from 2.2 liters with a 7400-rpm redline requires **serious engineering** expertise. Something that Honda engineers lavished on Prelude. For starters, it has an aluminum-alloy engine block and cylinder head to reduce weight. This improves acceleration, handling and braking. A good thing. Dual overhead camshafts, 4 valves per cylinder and PGM-FI fuel injection help the engine breathe freely and rev effortlessly. Honda's VTEC (variable valve timing and lift electronic control) system switches between low- and high-rpm camshaft profiles to broaden its powerband. A tough forged-steel crankshaft and connecting rods ensure durability. A second-order balance system helps reduce vibration. And the engine can go 105,000 miles before its first scheduled tune-up.[‡] Then there's a 5-speed manual transmission that shifts **fast and clean**. Or an available Sequential SportShift™ automatic lets you manually shift gears, or does so for you, and uses Grade Logic Control to virtually eliminate "gear hunting" on hills.



Prelude shown in Electron Blue Pearl.

[‡]Does not apply to fluid and filter changes. See your owner's manual for details.

If you're going to **carve some curves**, you need a proper environment to work from. One that suits you exactly. Prelude's height-adjustable driver's seat holds you tight, yet comfortable. The steering column adjusts, and the supple, leather-wrapped steering wheel and shift knob (Type SH) fall perfectly into hand. The gauges are large and easy to read, especially the analog tachometer. Outward visibility is likewise excellent. And the power window, mirror, door lock and cruise control switches are intuitively placed. All so you can concentrate on what you and Prelude do best: drive. A quiet, yet




powerful air-conditioning system cools you fast, while micron air-filtration keeps pollen out. Sound-damping materials applied to the rigid body help to absorb road noise. So you can **hear the music** more clearly, whether it's made by the engine or the stereo. The center armrest lifts up to provide lots of useful storage space, and the full fold-down rear seat with lock increases what you can store in the trunk. And finally, for more peace of mind, the Immobilizer Theft-Deterrent System prevents Prelude from being started without its special microchip-embedded key.



Prelude Type SH interior shown.



A standard exterior sliding **power moonroof** with tilt feature makes it easy to fill Prelude's cabin with sunlight. Or refreshes with cool air when out for a night's drive.



Prelude's 120-watt **AM/FM stereo** CD player with Acoustic Feedback Sound System monitors sound quality with microphones in the rear speakers, and automatically corrects any distortion they detect.



For years, **Honda has led the industry** in reducing the impact automobiles have on



the environment. Proving that it can be done with little sacrifice to performance. In 1975, we introduced the innovative Civic CVCC, the first car to

pass the federal Clean Air Act standards without the use of a catalytic converter.

Ever since, our engineers have pushed the limits of design. When California's standards for Low-, Ultra-

Low- and Super Ultra-Low-Emission Vehicles (LEV, ULEV and SULEV) were introduced over the past seven years, a Honda was the first gasoline-powered car to meet each one. In fact, we have met these government standards before they



were mandatory. While all Civics are now ULEV or better, every Honda does its part. From the natural-gas Civic GX, the cleanest internal combustion production-engine vehicle ever built, to the LEV-rated 240-hp S2000 roadster. With our track

record, it's only fitting that we would



be the first to introduce a gasoline-electric-powered hybrid car in the United States: the Insight. This ultra-low-emission vehicle

was the first car to receive the **Excellence in Environmental Engineering Award**

from the Sierra Club. Honda will continue to lead the way in providing you with some of the most advanced and cleanest vehicles on the road today.



When you buy a new Honda, a team of **dedicated professionals** is standing by to assist you. Your dealer can help personalize



your Honda with a wide assortment of Genuine Honda Accessories. Have them installed at the

time of purchase and they're covered by the 3-year/36,000-mile limited warranty.* And our Honda-trained technicians are available to help you take care of your new car. With their vast **expertise and knowledge**, they'll be able to help keep your vehicle in excellent condition. After all, no one knows your Honda better. If you'd like additional information, call us at 1-800-33-HONDA. Or visit our Web site at honda.com. If you're looking for quality, dependability and exceptional service, it's time for a Honda.

HONDA Finance

If you want quality service and dependable nationwide support, turn to **American Honda Finance Corporation**. They can assist you with your next purchase of a Honda automobile or product.



Listen to your favorite music on our **6-disc in-dash CD changer**. It features a variety of functions and can accommodate up to six discs. And with the advanced design, you shouldn't hear a single skip.

HONDA Care

Honda Care is a comprehensive, affordable vehicle and travel protection plan that is backed by Honda reliability, service and parts. Check with your dealer for additional information.



You can add to your Prelude's sporty, sleek look with a **rear wing spoiler**. The aerodynamic design includes an integrated brakelight, and the finish is color-matched to original factory specifications.

Other available accessories:

- Cassette Player
- CD Changer
- Wood-Grain Trim
- Carbon Fiber-Look Trim
- Shift Knobs
- Cargo Net
- Underbody Spoiler Kit
- Security System
- Cargo Mat
- Gold Emblem Kit
- Fog Lights
- Nose Masks
- Moonroof Visor
- Chrome Exhaust Finisher

Visit your Honda dealer or honda.com for a complete list of accessories.

Honda²⁰⁰¹ Prelude

Specifications and Features

Engine	Prelude	Prelude Type SH
Type: Aluminum-Alloy In-Line 4	•	•
Displacement (cc/cu. in.)	2157/132	2157/132
Horsepower @ rpm (SAE net MT/AT)	200 @ 7000/ 195 @ 6600	200 @ 7000/ NA
Torque (lb.-ft. @ rpm)	156 @ 5250	156 @ 5250
Compression Ratio	10.0:1	10.0:1
Valve Train: 16-Valve DOHC VTEC™	•	•
Fuel System: Multi-Point Fuel Injection	•	•
Ignition System: Electronic w/Immobilizer	•	•

Drivetrain

Type: Front-Wheel Drive	•	•
Manual Transmission: 5-Speed	•	•
Automatic Transmission: 4-Speed Sequential SportShift™ (available)	•	
Final Drive Ratio (MT/AT)	4.27/4.78	4.27/NA

Body/Suspension/Chassis

Body Type: Unit Body	•	•
Suspension: 4-Wheel Double Wishbone	•	•
Active Torque Transfer System (ATTS™)		•
Stabilizer Bar (mm, front/rear)	25.4/23.0	24.2/23.0
Variable-Assist Power Rack & Pinion Steering	•	•
Steering Wheel Turns, Lock-to-Lock	2.9	2.8
Turning Diameter, Curb-to-Curb (ft.)	36.1	37.4
Power-Assisted 4-Wheel Disc Brakes	•	•
Anti-Lock Braking System (ABS)	•	•
Wheels	16" Alloy	16" Alloy
Tires: All-Season	P205/50 R16 87V	P205/50 R16 87V

Exterior Dimensions

Wheelbase (in.)	101.8	101.8
Length (in.)	178.0	178.0
Height (in.)	51.8	51.8
Width (in.)	69.0	69.0
Track (in., front/rear)	60.0/59.6	60.0/59.6
Curb Weight (lbs., MT/AT)	2954/3009	3042/NA

Interior Dimensions

Headroom (in., front/rear)	37.9/35.3	37.9/35.3
Legroom (in., front/rear)	43.0/28.1	43.0/28.1
Shoulder Room (in., front/rear)	53.8/50.0	53.8/50.0
Hiproom (in., front/rear)	52.1/41.0	52.1/41.0
Cargo Volume (cu. ft.)	8.7	8.7
Passenger Volume (cu. ft.)	78.4	78.4

Exterior/Interior Colors

Nighthawk Black Pearl/Black	•	•
Premium White Pearl/Black	•	•
Satin Silver Metallic/Black	•	•
Electron Blue Pearl/Black	•	•
Milano Red/Black	•	•

Exterior Features	Prelude	Prelude Type SH
Exterior Sliding Power Moonroof w/Tilt Feature	•	•
Dual Outlet Exhaust	•	•
Body-Colored Dual Power Mirrors	•	•
Remote Entry System	•	•
Integrated Rear-Window Antenna	•	•
Rear Spoiler w/Integral LED Brakelight	Accessory	•
Multi-Reflector Halogen Headlights	•	•
Alloy Wheels	•	•
Impact-Absorbing Body-Colored Bumpers	•	•

Interior Features

Air Conditioning w/Micron Air-Filtration System	•	•
Power Windows w/Auto-Down Driver's Window	•	•
Power Door Locks	•	•
Immobilizer Theft-Deterrent System	•	•
AM/FM CD Player w/Honda Acoustic Feedback Sound System	120-watt w/ 6 Speakers	120-watt w/ 6 Speakers
Cruise Control	•	•
Leather-Wrapped Steering Wheel	•	and Shift Knob
Adjustable Steering Column	•	•
Driver's and Front Passenger's Airbags (SRS)	•	•
3-Point Seat Belts, Front and Rear	•	•
Rear Child-Seat Tether Anchors	•	•
Driver's Seat w/Manual Height Adjustment	•	•
Reclining Front Seatbacks	•	•
Passenger Seat Walk-In Feature	•	•
Fold-Down Rear Seatback w/Lock	•	•
Beverage Holders, Front and Rear	•	•
Front Center Armrest w/Storage Compartments	•	•
Cargo Area Light	•	•
Remote Trunk Release w/Lock	•	•
Remote Fuel Filler Door Release	•	•
Tachometer	•	•
Quartz Digital Clock	•	•
Illuminated Ignition Switch	•	•
Low-Fuel Indicator Light	•	•
2-Speed/Variable Intermittent Windshield Wipers	•	•
Rear Window Defroster w/Timer	•	•
Driver's and Front Passenger's Vanity Mirrors	•	•
Map Lights	•	•
Floor Mats	•	•

EPA Mileage Estimates¹/Fuel Capacity

5-Speed Manual (City/Highway)	22/27	22/27
4-Speed Automatic (City/Highway)	21/26	
Fuel (gal.)	15.9	15.9

*3-Year/36,000-Mile Limited Warranty: Ordinary maintenance or adjustments, parts subject to normal wear and replacement, and certain items are excluded. See your Honda dealer for the terms and conditions of this limited warranty. †Mileage figures shown for comparison only. Actual mileage may vary. Always use seat belts and appropriate child seats. Children are safest in the rear seat. Some features mentioned herein are not available in all areas. See your Honda dealer for details. Some vehicles may be shown with optional equipment. Available=Optional. NA=Not applicable. Specifications, features, illustrations and equipment shown in this brochure are based upon the latest available information at the time of printing. Although descriptions are believed correct, accuracy cannot be guaranteed. American Honda Motor Co., Inc., reserves the right to make changes at any time, without notice or obligation, in colors, specifications, accessories, materials and models.



Accord Sedan



Accord Coupe



Civic Sedan



Civic Coupe



S2000



Prelude



Odyssey



Passport



CR-V



Insight



HONDA

honda.com

1-800-33-HONDA